

A photograph of a soccer field. In the foreground, a black and white soccer ball sits on the grass. In the background, several players in white and blue uniforms are visible on the field, with a goalpost in the distance. The scene is set outdoors with trees in the background.

# Niagara Soccer League Team Management Training

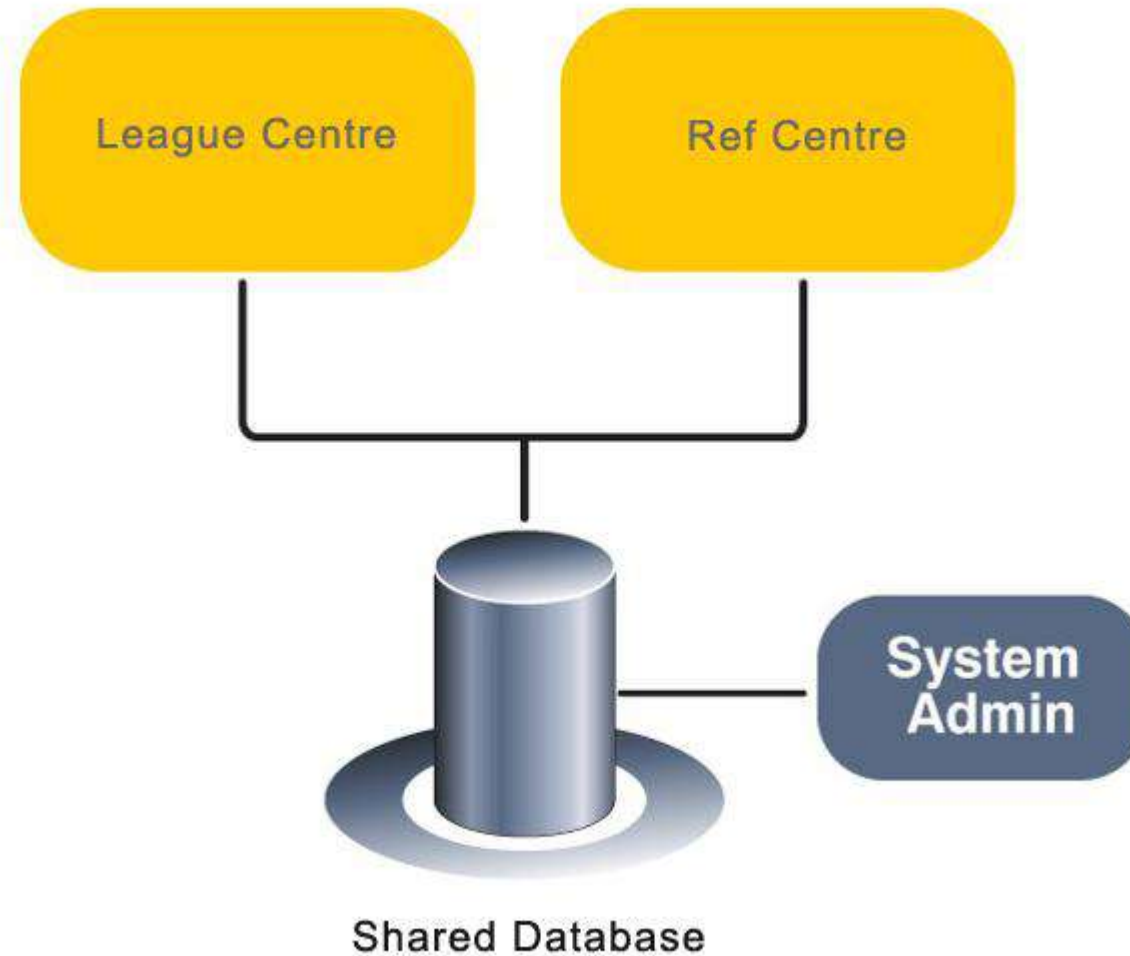


## About E2E Soccer

- We are located in Ottawa
- We provide IT solutions for the soccer community
- Our products allow our customers to automate their operations in a cost-effective manner
- Our goal is to provide the customer with an end to end or E2E solution



# The Niagara SL solution





# League management roles and responsibilities





Configure your home page



Your Outdoor League Centre url is <https://niagarasl.com/>



## Recognize the symptoms of a concussion

FEBRUARY 19, 2023

Rowan's Law, tries to improve concussion safety in amateur sport.

Read More



## Follow your team on our mobile app

FEBRUARY 18, 2023

The app is free to use and available on Apple and Android

Read More

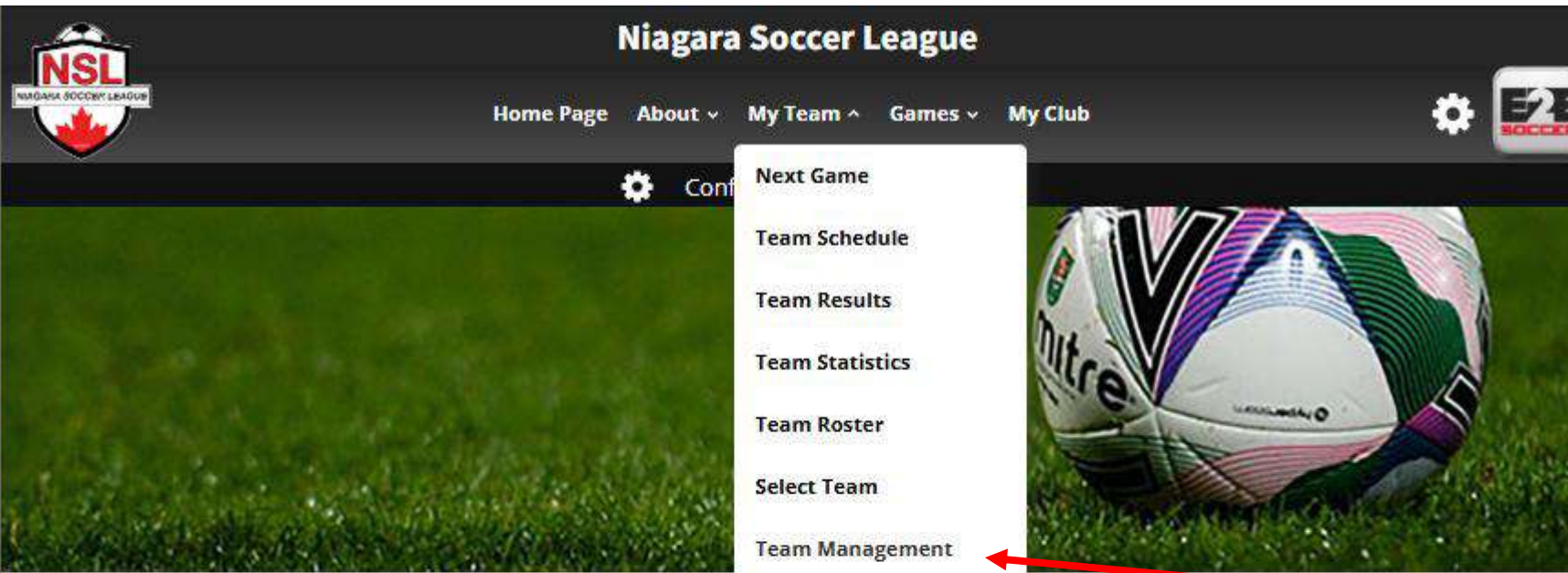


## Take a course to become a referee

FEBRUARY 24, 2023


You can now register to take a referee course

Read More



Each team manager and coach is required to set up an account with the site.

To do this go to the My Team menu and select Team Management



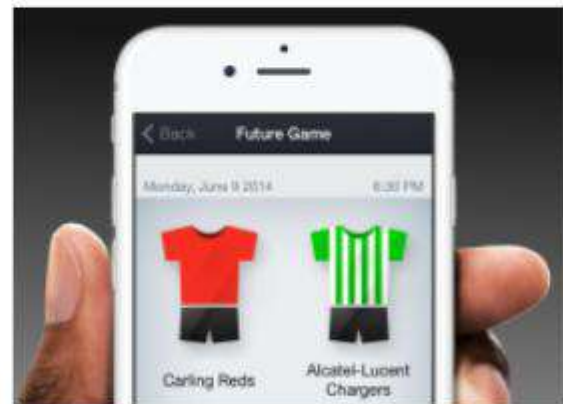
Customize your home page

FEBRUARY 23, 2023




Recognize the symptoms of a concussion

FEBRUARY 19, 2023



Follow your team on our mobile app

FEBRUARY 18, 2023



Take a course

FEBRUARY 17, 2023



## Team Management

If you have a team management account please log in below

Email address

Password

Login

Remember me

[Forgot your password?](#)

If you don't have a team management account you can create one below with the activation code provided to you.

Activation code

Select your club

Activate

To activate your account, go here and enter this activation code.

**Contact your club**

Note that the code is case sensitive.

Choose your club's name from the drop-down menu

Then click the 'Activate' button



## Team Management

Team  
Test Blue BU12T - BU12

Position  
Team Head Coach

First Name  
Jack

Last Name  
Sloan

Email address  
jsloan@noemail.com

Phone Number  
222-222-2222

Registration # (Leave blank if unknown)

NCCP # (Leave blank if unknown or not applicable)

Password  
\*\*\*\*

Retype password  
\*\*\*\*

Activate Account

Make sure that you select the correct team here

Fill in the rest of the page and click the 'Activate Account' button

Make a note of the email address and password that you used as you will need that to log in on future site visits.



## Team Management

Test Blue BU12T

☰ ⚽ GAMES ⚙️ SET UP 👤 CONTACT 🔍 HELP

Primary shirt color:



Primary shorts color:

Alternate shirt color:



Alternate shorts color:

Update Uniform

You will now be taken to the Team Management module

There are 4 tabs in this module

- Games
- Set Up
- Contact
- Help



## Team Management

Test Blue BU12T

☰ GAMES ⚙️ SET UP 👤 CONTACT ? HELP

- 👤 Uniform
- 👤+ Roster
- 📄 9 Shirt Numbers
- 🔒 Privacy
- 👤 My Account
- 🏆 My Certification
- 🚪 Logout

Update Uniform



Click on the 3 bars to see the tools within each menu



✓ Your teams uniform has been updated



## Team Management

Test Blue BU12T

☰ GAMES ⚙️ SET UP 👤 CONTACT ? HELP

Primary shirt color:

Primary shorts color:

Alternate shirt color:

Alternate shorts color:



Update Uniform

Its now time to set up your team account.

Start by setting the uniforms for your team by entering the team colours in the 4 drop down menus.

When you have finished click the 'Update uniform' button

A green message in the top right of the screen will tell you that the action was successful.

It will be red if there is a problem.

# Team Management

Test Blue

	 GAMES	 SET UP	 CONTACT	 HELP
---	---	--	---	--

First Name

Steve

Last Name

Slick

Email address

sslick@noemail.com

Phone Number

222-222-2222

Registration #

NCCP #

Position

Team Head Coach

Password *(Leave empty to keep your current password)*

Retype password

Update Account

My Account information can be updated including your password.

# Team Management

Test Blue

Navigation bar with icons and labels: GAMES, SET UP, CONTACT, HELP.

Buttons: Existing Call Up Permits, Add Call Up Permit.

The following are your team's call up permit requests:

Show  entries Search:

Name	Game #	Game Date	Status
No data available in table			

Showing 0 to 0 of 0 entries Previous Next

### Status Legend

Requested: Waiting for your club's approval  
Approved: Your club has approved this request  
Not Approved: Your club did not approve this request

If Call Up's are required, go to Games/Call Ups.

You can view the existing call ups.

To add a Call Up Permit click on the tab.

## Test Blue BU11



To obtain a blank game sheet scroll to the bottom of the drop down list

Select game

#1 - Mar 6 (Blue vs Green)

### Players

BU11

BU10

- Bill MONROW
- Connor GEORGE
- Frank FARMER
- Joe SMITH
- John DARN
- Kevin WILLIAMS

BU12

### Team Officials

Dawn Dinsdale

### Suspended

None

Generate Gamesheet

For teams playing U13 and under:

All club rostered players will appear under the appropriate age group.

If a club has more than 1 team within the age group, a player can only be selected for one of those teams.

Click “Generate Game Sheet”

Check the players who will be attending the game.



# Team Management

Test Blue

Navigation bar with icons and labels: GAMES, SET UP, CONTACT, HELP

#3 (Feb 26) - Test Red

Game Status: Click here to select a status

- Click here to select a status
- The game was completed
- The game started but not completed
- The game did not start

After the game go to the Game Report tool to submit a report

Follow the instructions to completion

When both teams have entered the game, the status will be updated.



## Team Management

### Test Blue

	GAMES	SET UP	CONTACT	HELP
--	-------	--------	---------	------

#### Game #1

Test Blue -v- Test Red

April 1st, 2026

Please confirm who played in the game:

Attended	Name
<input checked="" type="checkbox"/>	Jack SMITH
<input checked="" type="checkbox"/>	Joe SLOAN

Next

Now check off which players attended the game.

Click 'Next' to continue



## Team Management

### Test Blue

	GAMES	SET UP	CONTACT	HELP
--	-------	--------	---------	------

#### Game #1

Test Blue -v- Test Red

April 1st, 2026

Please confirm your game report

*\* Statistics are not requested or stored for this division*

#### Scorers:

None

#### Shutout:

None

#### Yellow card(s):

None

#### Red card(s):

None

Submit Game Report

As there are no stats or standings, you just need to confirm that the game was completed.

Click 'Submit Game Report' to continue.



## Team Management

### Test Blue

	GAMES	SET UP	CONTACT	HELP
--	-------	--------	---------	------

Thank you for submitting your game report  
When both teams have submitted a report the standings and statistics will be updated

No outstanding game reports


Game Status:  
[Click here to select a status](#)

Next

Once your game report has been submitted this page will appear and a green box in the upper right corner will let you know it has been submitted successfully.

# Team Management

Test Blue

	 GAMES	 SET UP	 CONTACT	 HELP
---	---	--	---	--

 My Team	 Other Team Contacts	 My Club Contacts
---	---	--

Team Officials

Name	Email	Phone	Position
Steve Slick	<a href="mailto:sslick@noemail.com">sslick@noemail.com</a>	<a href="tel:222-222-2222">222-222-2222</a>	Team Head Coach

Players

Name	Email	Phone	Position
Olaf CRAIG			Player

When you click on Contact, there are 2 tabs:

- My Team
- Other Team Contacts

Please use this when contacting your team or opponents.

Please contact the Niagara SL staff if you need assistance setting up your Team Management account

Please send an email to [league@niagarasl.com](mailto:league@niagarasl.com)

Some notes on the Team Management module.

1. All team managers and coaches need to create an account to have their name appear on the game sheet.
2. If you coach or manage more than 1 team you will need to repeat this process for each team. You can use the same email address, but you will need to choose a different password for each team.